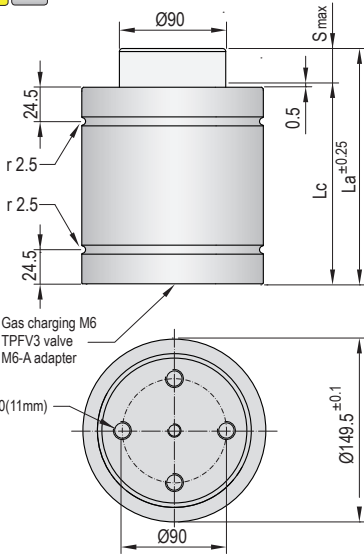




VDI SAFETY

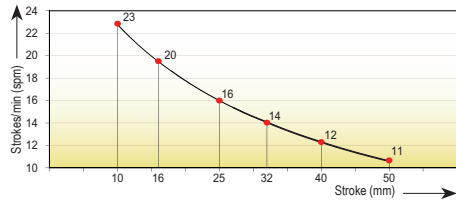


Under request

- Pressure medium **Nitrogen (N₂)**
- Max. charging pressure **150 Bar**
- Min. charging pressure **50 Bar**
- Piston seal area **122,72 cm²**
- Operating temperature **0°C - 80°C**
- Force increase by temperature **0,33 %/°C**
- Max. stem speed **25 m/min**
- Maintenance kit **Kit F18300**

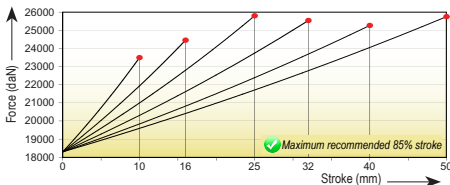


Maximum strokes / minute (at 20°C)

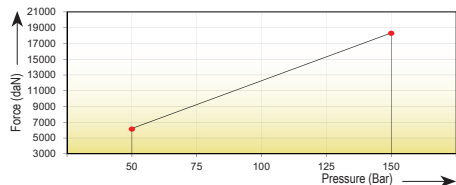


Code	Smax mm	La mm	Lc mm		Fa daN		F daN		Fc daN		P Bar	V l		Kg				
TPF 18300x10	10	110	100	18300 ±5% (20°C)	22665		22665		23630		150 (20°C)	0,555		9,10				
TPF 18300x16	16	136	120												23420	24600	0,780	9,95
TPF 18300x25	25	165	140												24450	25950	1,055	10,80
TPF 18300x32	32	197	165												24250	25690	1,385	13,26
TPF 18300x40	40	235	195												24045	25415	1,780	15,10
TPF 18300x50	50	270	220												24415	25905	2,120	16,80

Force/stroke ratio



Initial force/charging pressure ratio



Assembly possibilities



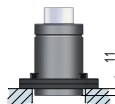
Follow guidelines
Page 287



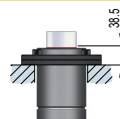
DROP-IN



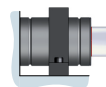
SCREWS



FS 150-FSC 150



FS 150-FSC 150



FI 150-FI 150/1

TPF

TPK

TPC

TPR

TPB

TPHC

TPA

TPG

TPCT

TPSL

STOP CYLINDER

STOP CYLINDER

TPSR

TPSR5

TPNS

TPHT

